


সংখ্যা সেতু

Sankhya Setu

পৰিসংখ্যা বিভাগ

ই-আলোচনী | ২০২৬



আৰ্য্য বিদ্যাপীঠ মহাবিদ্যালয় (স্বায়ত্তশাসিত)

সংখ্যা সেতু

E-magazine 1st edition, year 2026



Department of Statistics
Arya Vidyapeeth College (Autonomous)
Guwahati-16

IN LOVING MEMORY OF



*Dr. Salil Kr Dutta
Founder Head of
The Dept of Statistics, AVC*

The students of the Department of Statistics present this e-magazine as a heartfelt tribute to the late Dr. Salil Kumar Dutta, the founder of the Department of Statistics at Arya Vidyapeeth College, in 1966. With deepest respect and gratitude, we offer our prayers for his soul's eternal peace and seek his blessings.



*Zubeen Garg
Heartthrob of Assam*



*Dr. Subrata Chakrabarty
Former Faculty of
Department of Statistics.*



*Sidharth Sonowal
Student of Statistics Dept. AUC*

*Our sincere tribute
and
profound gratitude to
all of them.*



EDITORIAL BOARD

Advisor

Dr. Manab Deka
Head of the Department

Dr. Amal Kr Agarwala
Associate Professor

Dr. Menaka Sikdar
Assistant Professor

Teacher-in-charge

Mr. Parag Saharia
Assistant Professor

Editor-in-chief

Dimpu Das

Assamese Reviewer

Debashis Sarania

English Reviewer

Suman Das

Cover-Page Designer

Ritobroto Rakshit



Dear Readers, Writers and Dear Students,

It is with great pleasure and pride that we are able to present to you this first issue of our e-magazine “Sankhya Setu”. “Sankhya Setu” is not just a magazine, it is a living platform for thought, creativity and feeling—where words take shape, and the pen gets a voice.

Student life is not limited to textbooks; It is an important time to dream, question, struggle, feel and explore new directions. Through this magazine, we want to highlight the inner talents, thinking power and literary spirit of the students. Poems, stories, articles, opinions—all of these combine to give “Sankhya Setu” a meaningful form .

I would like to thank the teachers of the department for giving me this opportunity to serve as the editor of this magazine and I would also like to thank all the writers, editorial team members and well-wishers who have given us courage, inspiration and support in this journey. As readers, your support is our biggest motivation.

I hope, “Sankhya Setu” will spark a lively thought in your minds and pave the way for more creative writing in the coming days. I hope to see you all on this literary journey.

**Thank you,
Dimpu Das
Chief Editor**

E- Magazine : Sankhya Setu

Message from the Editorial Board

With great pride and excitement, we present the first edition of our departmental e-magazine. This initiative marks a new beginning and serves as a platform for creativity, expression, and shared learning within our department.

We sincerely thank the department, faculty members, and the college management for their constant support, guidance, and encouragement, without which this initiative would not have been possible. Our heartfelt appreciation goes to the editorial team, designers, and all contributors who worked with dedication and enthusiasm to turn this idea into reality.

We are especially grateful to the students whose articles, poems, artwork, and ideas have brought life and meaning to this inaugural edition. Their participation truly defines the spirit of this magazine.

Lastly, we thank our readers for being a part of this journey. We hope this e-magazine inspires creativity, unity, and many more editions in the years to come.

Editorial Board

E-magazine : Sankhya Setu

শুভেচ্ছাবাণী অধ্যক্ষ মহোদয়ৰ মেজৰ পৰা



আৰ্য্য বিদ্যাপীঠ মহাবিদ্যালয় (স্বায়ত্তশাসিত)ৰ পৰিসংখ্যা বিভাগৰ শিক্ষক আৰু ছাত্ৰ-ছাত্ৰীসকলৰ যৌথ প্ৰচেষ্টাত 'সংখ্যা সেতু' নামৰ ই-আলোচনীখন প্ৰকাশৰ প্ৰচেষ্টা হাতত লোৱাটো মোৰ বাবে অতিশয় আনন্দৰ খবৰ। বিভাগটোৰ এই প্ৰশংসনীয় পদক্ষেপে শিক্ষার্থী সকলৰ সুপ্ত প্ৰতিভা বিকাশৰ এখন বলিষ্ঠ মঞ্চ প্ৰদান কৰিব বুলি মই দৃঢ় বিশ্বাসী।

ছাত্ৰ-ছাত্ৰী সকলৰ সৃষ্টিশীল চিন্তা, শৈক্ষিক উৎকৰ্ষ আৰু সহ-পাঠ্যক্রমমূলক কৃতিত্বসমূহক একত্ৰিত কৰি সাহিত্যৰ জৰিয়তে প্ৰকাশ কৰিবলৈ লোৱা এই উদ্যোগক মই আন্তৰিক শলাগ লৈছোঁ। বিশেষকৈ আধুনিক প্ৰযুক্তিৰ সহায়ত ই-আলোচনীৰ যি ধাৰণা তেওঁলোকে গ্ৰহণ কৰিছে, সেয়া সাম্প্ৰতিক সময়ৰ বাবে অতি প্ৰাসংগিক।

মোৰ বিশ্বাস, 'সংখ্যা সেতু'ৰ জৰিয়তে আমাৰ শিক্ষার্থীসকলে নিজৰ নিষ্ঠা আৰু সৃজনীমূলক কৰ্মৰাজিক সমাজৰ আগত এক অনন্য ৰূপত উপস্থাপন কৰিবলৈ সক্ষম হ'ব। এনেধৰণৰ বৌদ্ধিক চৰ্চাই তেওঁলোকক শৈক্ষিকভাৱে আগবঢ়াই নিয়াৰ লগতে সমাজৰ প্ৰতি অধিক দায়বদ্ধ কৰি তুলিব।

মই এই ই-আলোচনীখনৰ সফল প্ৰকাশ তথা উন্নতি কামনা কৰিলোঁ আৰু ছাত্ৰ সমাজৰ মাজত ইয়াৰ ব্যাপক সমাদৰ হ'ব বুলি আশা প্ৰকাশ কৰিলোঁ।

শুভেচ্ছাবে—

ড° প্ৰদীপ কুমাৰ ভট্টাচাৰ্য্য
অধ্যক্ষ, আৰ্য্য বিদ্যাপীঠ মহাবিদ্যালয় (স্বায়ত্তশাসিত)

শুভেচ্ছাবাণী বিভাগীয় প্রধান মহোদয়ৰ মেজৰ পৰা....



গুৱাহাটীৰ আৰ্য্য বিদ্যাপীঠ মহাবিদ্যালয় (স্বায়ত্তশাসিত)ৰ পৰিসংখ্যা বিভাগে ইয়াৰ আৰম্ভণিৰে পৰাই শৈক্ষিক উৎকৰ্ষ সাধনৰ ক্ষেত্ৰত এক উল্লেখনীয় ভূমিকা পালন কৰি আহিছে। মহাবিদ্যালয়ৰ বাৰ্ষিক আলোচনীসমূহ পৰম্পৰাগতভাৱে মুদ্ৰিত ৰূপত প্ৰকাশ পাই আহিছিল যদিও, বৰ্তমান যুগৰ আধুনিকতাৰ সৈতে সংগতি ৰাখি বিভাগটোৱে এখন ই-আলোচনী (e-magazine) প্ৰকাশৰ প্ৰশংসনীয় পদক্ষেপ গ্ৰহণ কৰিছে।

মই অতি আনন্দৰে জনাইছোঁ- পৰিসংখ্যা বিভাগে ইয়াৰ প্ৰথমখন ই-আলোচনীৰ প্ৰথম খণ্ড “সংখ্যা সেতু” প্ৰকাশৰ বাবে সাজু হৈছে। “সংখ্যা সেতু” হ’ল এনে এখন মঞ্চ য’ত বৰ্তমান প্ৰজন্মৰ ছাত্ৰ-ছাত্ৰীসকলে নিজৰ বৌদ্ধিক চিন্তা, সৃজনীমূলক প্ৰতিভা আৰু পৰিসংখ্যা বিষয়ক জ্ঞান প্ৰকাশৰ এক উৎকৃষ্ট সুযোগ লাভ কৰিব। আধুনিক প্ৰযুক্তিৰ সৈতে অভ্যস্ত আমাৰ শিক্ষাৰ্থীসকলৰ বাবে এই আলোচনীখন আত্মপ্ৰকাশৰ এক গুৰুত্বপূৰ্ণ মাধ্যম হৈ পৰিব। ইয়াৰ উপৰি, তেওঁলোকে বিশ্বৰ বিভিন্ন প্ৰান্তৰ পৰা গঠনমূলক মতামত আৰু সমালোচনামূলক পৰ্যালোচনা লাভ কৰাৰ এক বিৰল সুযোগ লাভ কৰিব।

এই ই-আলোচনীখনৰ সৈতে জড়িত সম্পাদনা সমিতিৰ প্ৰতিগৰাকী সদস্যলৈ মই মোৰ আন্তৰিক অভিনন্দন আৰু শুভেচ্ছা জ্ঞাপন কৰিলোঁ। মই আশা কৰোঁ তেওঁলোকৰ এই নিৰন্তৰ প্ৰচেষ্টা আগলুক সময়তো ধাৰাবাহিকভাৱে অব্যাহত থাকিব।

শুভকামনাৰে—

ড° মানৱ ডেকা

বিভাগীয় মূৰব্বী, পৰিসংখ্যা বিভাগ
আৰ্য্য বিদ্যাপীঠ মহাবিদ্যালয় (স্বায়ত্তশাসিত)

CONTENTS

	<u>Page No.</u>
1. The Empty Page	12
2. এজাক বতাহ	13
3. ফুলৰ আশা	14
4. কেम्पाछर दिनलिपि	15
5. শেষ নিদ্রা	16
6. Free Birds	17
7. Between Classes and Miles	18
8. संख्याओं के साथ हमारा सफ़र	19
9. फिर से शुरुआत	20
10. The legend of narcissus	21
11. The Gambler's Fallacy: Why Luck Has No Memory	22
12. Calculus an important tool of Statistics	23-24
13. Why Averages Lie ? When One Numbers Hides the Truth	25
14. The Linear Model in Econometrics	26-28
15. Curiosity Beyond Books: Science, Statistics, and Real Life	29-30
16. Astrology vs Probability: Belief, Chance, and Evidence	31
17. Importance of Statistics in Defence	32-33
18. Statistics in fitness	34
19. Healing by Numbers: The Science Behind Medical Statistics	35
20. Real Analysis: The Invisible Force Powering Precision in Statistics	36

21. Statistics Without Fear: A Student's Perspective	37
22. Discipline: The Foundation of Personal and Social Excellence	38-39
23. Turning Numbers into Knowledge	40
24. Tea Industry Analytics	41
25. From Ballots to Benefits	42-43
26. Women in Science and Society	44
27. Technology & Data Science	45
28. Stop comparing yourself to others	46
29. ALUMNI SECTION	47-48
30. JOKES SECTION	49
31. DRAWING SECTION	50-52
32. ALUMNI PRIDE	53-55
33. DEPARTMENT GALLERY	56-60
34. LIFE QUOTES	61-67



The Empty Page

Rina always carried a notebook with her.

The pages were clean, white, and empty.

People often asked her why she never wrote anything.

She smiled and said, "I'm waiting."

Every day, she watched others rush—students running to class, teachers calling out names, laughter filling the corridors.

Everyone seemed busy creating something: notes, plans, futures.

Rina waited.

One afternoon, during a power cut, the classroom became unusually quiet. No fans. No phones. Just silence. For the first time, Rina felt her thoughts speak loudly.

She opened her notebook.

Her pen hesitated. Then it moved.

She wrote about fear—fear of being wrong, fear of being ordinary, fear of starting. Line by line, the empty page filled with her thoughts. They were not perfect, but they were honest.

When the lights came back on, Rina closed her notebook.

The page was no longer empty.

And neither was she.

এজাক বতাহ

~কংকনা বৈশ্য , চতুৰ্থ ষাণ্মাসিক

এজাক বতাহ ক'ৰ পৰা আহে

মই গম নাপাও।

এন্ধাৰ নিশা সোঁ- ফালৰ বাৰাণ্ডাখনত যেতিয়া

মই অকলে বহোঁ আৰু আকাশলৈ চাওঁ,

ওখ- ওখ তামোল গছ কেইজোপাই তেতিয়া

আনন্দতে হালি-জালি, গাতে-গা লাগি কথা পাতে

আৰু মই ৰ লাগি চাওঁ।।

ক'ৰ পৰানো আহে এই বতাহজাক,

মই গম নাপাও ।

এই ঠাণ্ডা-কোমল বতাহজাকে

দেহ , মন শীতল কৰি থৈ যায় ।

দিনৰ ভাগৰ , অশান্তিবোৰ যেন নোহোৱা হৈ যায় ।

তথাপিও বতাহজাক বৰ নিষ্ঠুৰ !

এক অচিনাকি ভাৱলৈ মোক উৰুৱায় লৈ যায় ।

কিবা বুজি নোপোৱা এক অনুভৱ জগাই যায়।

মই বুজি নাপাওঁ , সেই অনুভৱে

ইমান যে মন সেমেকাই পেলাই ।

যেন মই ----- !!

একে বাৰেই বুজি নাপাওঁ ।।

মিহি বতাহৰ লগত মিলিও যেন মনটোৱে মিলিব নোৱাৰে ।

মোৰ মনে কি বিচাৰে,

সেইয়াও মই বুজি নাপাও ।

সেমেকা বতাহে,

সেমেকা মনৰ ভিতৰতনো কিহৰ ঢোক জগালে ,

মই গম নাপাও ।।

ফুলৰ আশা

~ স্বাতি সিংহ, দ্বিতীয় ষাণ্মাসিক

সূৰ্যৰ প্ৰথমটো কিৰণৰ সৈতে
ফুলিছিলোঁ এক নতুন আশা লৈ,
মনত ভয় আছিল যদিও
প্ৰতিটো খোজতে এক নতুন পথ দেখিছিলোঁ।
ভাবিছিলোঁ আজি কোনোবা প্ৰেমীকে মোক চিঙি নিব
নিজৰ প্ৰেম নিবেদন কৰিবলৈ,
কোনোবা সুন্দৰীয়ে নিজৰ চুলি খোপাত মোক সজাব,
কোনোবা ভক্তই মোক দেৱভূমিলৈ লৈ যাব,
নাইবা কোনোবা মৃতদেহ বাহকে শ্মশানলৈ লৈ যাব।
কোনোবা মালীয়ে মোক চিঙি সেই পথত সজাই দিব,
যি পথেৰে পাৰ হৈ যায় অনেক বীৰ জোৱান।
আজি কিন্তু পুনৰ গচকি পেলালে
সেই নিৰ্দয়বোৰে মোক ভৰিৰ তলত,
যিয়ে মোক কেৱল এটি ফুল বুলি ভাবে।
যি সূৰ্যৰ প্ৰথম কিৰণৰ লগে লগে ফুলে
আৰু সন্ধিয়া হোৱাৰ লগে লগে মৰহি যায়।
কিন্তু হৃদয় মোৰো আছে,
মানুহৰ দৰে যন্ত্ৰণা ব্যক্ত কৰিব নোৱাৰোঁ
কেৱল এইটোৱেই মোৰ অভাৱ।
মোৰো আৰেগ-অনুভৱ আছে,
মইও জীয়াই থাকিব বিচাৰোঁ, মইও ফুলিব বিচাৰোঁ।
আজি হয়তো মোক মোহাৰি পেলোৱা হৈছে,
কিন্তু মোৰ আত্মা এতিয়াও জীৱিত আছে।
কাইলৈ মই পুনৰ ফুলিম এক নতুন আশা লৈ,
কাইলৈ পুনৰ সংগ্ৰাম কৰিম এক নতুন আশালৈ।
কাইলৈ পুনৰ ফুলি নিজৰ সুবাসেৰে
অনুভৱ কৰাম মোৰ অস্তিত্বৰ,
এক নতুন আশাৰ সৈতে।
মোৰ সুবাসেৰে মানুহৰ মন জয় কৰিম,
এক নতুন আৰম্ভণিৰ সৈতে, এক নতুন আশাৰ সৈতে।

কেম্পাছৰ দিনলিপি

~ ডিম্পু দাস ,ষষ্ঠ শাৰ্মাসিক

কেম্পাছৰ বাটত প্ৰভাত নামিলে
সপোনবোৰে ব্যাগ বয়।
ক্লাছৰ আগতে চাহৰ কাপত
ভৱিষ্যৎ লৈ আলোচনা হয়।
বোল নম্বৰৰ আঁৰত লুকাই থাকে
এটা অসম্পূৰ্ণ কাহিনী।
কেৱল ডিগ্ৰী নহয়
-আমি খোজো পৰিচয়।
প্ৰেজেন্টেশ্বনৰ চাপ,
ডেডলাইন নামৰ দৌৰ,
তথাপিও বন্ধুৰ হাঁহিত
লাঘৱ হয় মনৰ ভাৰ।
কেতিয়াবা প্ৰশ্ন উঠে-
“এই পথটো সঁচাকৈয়ে মোৰ নে?”
উত্তৰ নাপাওঁ যদিও
খোজ থমক নাথাকে।
ভুলেই শিকায় অধিক পাঠ,
সফলতা পিছে আহে ধীৰে।
আজিৰ এই সংগ্ৰামী দিনবোৰেই
কালিৰ আশ্ববিশ্বাস গঢ়ে।
কলেজীয়া জীৱন-
এটা অস্থায়ী ঠিকনা,
য'ত আমি নিজকেই
নতুনকৈ চিনাকি হওঁ।

শেষ নিদ্রা

~ দেৱাশীষ শৰণীয়া , ষষ্ঠ ষাৰ্ম্মাসিক

টোপনি ভাগিল

কোনোবাই চোন বুকুৰ মাজত লৈ সৱতি ধৰিলে
মোৰো আপোন যেন অনুভৱ হ'ল!

তেনেকৈ অলপ সময় হ'ল বাহিৰলৈ বুলি ওলালো
বহু মানুহ লগ পালো, কেইজনমানে কথা পাতিলে , মইও মাতিলো।

মাত বোৰ যেন চিনাকি হৈ ৰ'ল!

তেনেকৈ ঘূৰি-ফুৰি আহি ঘৰ পালো।

সেই ৰাতিপুৱা মোক মৰমৰ সৱতি ধৰা মানুহজনী নাই চোন
মই চাগে দেৰি কৰিলো। তেওঁ গ'ল গৈ।

মইও ভাগৰি পৰিলো।

ৰাতিপুৱাৰ দৰে আৰু শক্তি নাছিল।

কাঠৰ বিছনা খনতে শুই পৰিলো,

এই মাজ ৰাতি

দিনৰ প্ৰতিটো কথাই মনত পৰিছিল।

শেষত মোৰ টোপনি আহিল।।

হঠাত মোৰ টোপনি ভাগিলে। চাৰিওফালে মাথো কোলাহল।

চকু বন্ধ আছিল যদিও দেখি আছিলো, কাণেৰে শুনি আছিলো,

স্পৰ্শ বোৰ অনুভৱ কৰি আছিলো।

সেই চিনাকি মাত বোৰে মোক মাতি আছিল।

মই মাথো উত্তৰ দিয়া নাছিলো।

চাৰিজন মানুহে মোক লৈ যায় আন এখন বিচনাত থ'লে।

লাহে লাহে মোৰ একো অনুভৱ নোহোৱা হ'ল।

আকৌ টোপনি আহিল চাগে মোৰ।

FREE BIRDS

*If we had wings, those feathered gifts of grace,
And breath to fill our lungs in open space,
Would we all be truly free from earthly binds,
Or merely fearing death that swiftly finds?
The vast expanse, a canvas of the blue,
Calls out to souls with dreams both old and new.
Yet, in our hearts, a lingering doubt resides,
A fear of falling where the darkness hides.*

*Would we all fly high, on currents of the air,
Instead of looking on the sky with empty stare?
Or would we be afraid to fall, to crash and break,
To the ground below, for freedom's fleeting sake?
The comfort of the earth; a known embrace,
Keeps many grounded, in a familiar place.
The fear of the unknown; the height, the speed,
Plants seeds of caution, fulfilling a quiet need.*

*If we had the will of desire, a burning flame,
And courage strong enough to speak its name,
To set us all free from the world's heavy luggage,
The weight of worries, the burdens of our age.
The chains unseen that hold us to the ground,
Could they be broken, lost, and never found?
With spirits lifted, light as a summer breeze,
We'd soar above the tallest, ancient trees.*

*Would we all spread our wings, in glorious flight,
Or still look up, afraid of the pure light?
Afraid of opportunities, the chances that appear,
Just that come with flight, the freedom we hold dear?
The choice is ours, to stay or to ascend,
To face the fear, and on our strength depend.
For freedom's call is constant, clear, and true,
A sky awaits, for spirits to break through.*

~ Tinkumani Sahariah , 2nd SEM

Between Classes and Miles

We were students with heavy bags,
books on our backs,
dreams in our pockets,
and very little money in our hands.

Classes ended,
but our days didn't .
We chased sunsets after lectures,
missed buses, shared headphones,
laughed at nothing,
and called it a plan.

We traveled not to escape life,
but to feel it.
On slow trains and crowded roads,
we learned more than any classroom taught
how silence feels with friends,
how happiness sounds like shared laughter.

Friendship grew in cheap cafes,
on borrowed bikes,
in photos taken by strangers
who never knew our names.
We were young,
and that was enough.

Socializing wasn't effort,
it was instinct.
Talking till midnight,
arguing about dreams,
promising to stay the same
while knowing we never would.

We didn't have much,
but we had time,
and each other,
and stories that still live in our bones.
One day we'll look back and smile,
missing the tired feet,
the empty wallets,
the full hearts.
Because we didn't just study then..
we lived.

संख्याओं के साथ हमारा सफ़र

कभी हम आँकड़ों से डरते थे,
कक्षा की खामोशी में मन काँप जाता था।
वे सवाल पन्नों में चुपचाप बैठे,
मानो कहते हों – “एक बार फिर कोशिश करे।”
गिरते रहे, सँभलते रहे बार-बार,
गलतियों ने ही हमें आगे बढ़ाया।
हर प्रश्न में छुपी थी एक सीख,
हर उत्तर ने नया आत्मविश्वास जगाया।
संख्याएँ हों या जीवन की राहें,
हार मानना हमने कभी नहीं सीखा।
आज वही डर हमारा साथी बन गया,
जिसने आगे बढ़ना हमें सिखा दिया।
आज जब आँकड़ों को देखते हैं,
डर नहीं, समझ नज़र आती है।
संख्याओं के साथ चलते-चलते,
हमने खुद को समझना सीख लिया है।

~ Marry Sharma, 4th SEM



फिर से शुरुआत

थक कर जो बैठ गए रास्तों में,
वो मंज़िलें नहीं हारते,
बस ज़रा साँस लेते हैं
और फिर चल पड़ते हैं।

हर गिरावट एक सबक है,
हर अंधेरा एक संकेत—
कि उजाले की कीमत
अब समझ आने वाली है।

जो आज अकेले हैं,
वो कमज़ोर नहीं होते,
वो बस अपने भीतर
खुद को तराश रहे होते हैं।

ख्वाब अगर सच्चे हों,
तो वक़्त झुक ही जाता है,
और मेहनत की स्याही से
किस्मत दोबारा लिखी जाती है।

इसलिए रुको मत,
शिकायतों में मत उलझो—
क्योंकि जो चलता रहता है,
वही इतिहास बनाता है।

---सुमन दास

The legend of narcissus

The alchemist picked up a book that someone in the caravan had bought. Leafing through the pages, he found a story about Narcissus.

The alchemist knew the legend of Narcissus, a youth who knelt daily beside a lake to contemplate his own beauty. He was so fascinated by himself that, one morning, he fell into the lake and drowned. At the spot where he fell, a flower was born, which was called the narcissus.

But this was not how the author of the book ended the story.

He said that when Narcissus died, the goddesses of the forest appeared and found the lake, which had been fresh water, transformed into a lake of salty tears.

"Why do you weep?" the goddesses asked.

"I weep for Narcissus," the lake replied.

"Ah, it is no surprise that you weep for Narcissus," they said,

"for though we always pursued him in the forest, you alone could contemplate his beauty close at hand."

"But ... was Narcissus beautiful?" the lake asked.

"Who better than you to know that?" the goddesses said in wonder. "After all, it was by your banks that he knelt each day to contemplate himself!

"The lake was silent for some time. Finally, it said:

"I weep for Narcissus, but I never noticed that Narcissus was beautiful. I weep because, each time he knelt beside my banks, I could see, in the depths of his eyes, my own beauty reflected."

"What a lovely story," the alchemist thought.

~ Rajat Kr Roy , 4th SEM

THE GAMBLER'S FALLACY: WHY LUCK HAS NO MEMORY

“After so many losses, a win is due.”

This belief feels rational, even comforting. Yet in the language of probability, it is a fundamental error—one that has ruined gamblers, misled investors, and distorted human judgment for centuries.

Understanding the Fallacy

The Gambler's Fallacy is the mistaken belief that **random processes remember past outcomes** and adjust future ones to restore balance.

Consider a fair coin:

- Heads appears **7 times consecutively**
- Many conclude that **Tails is now more likely**

Mathematically, nothing has changed.

$$P(\text{Tails on next toss}) = \frac{1}{2}$$

Past outcomes do not influence future independent trials.

Independence: The Invisible Rule

In probability theory, events are **independent** if the occurrence of one event does not alter the probability of another.

- Coins have no memory
- Dice do not “correct” streaks
- Randomness does not compensate

Each experiment begins **as if the past never existed**.

Random processes reset every time.

Why the Human Mind Falls for It

The brain evolved to detect patterns for survival, not to reason statistically.

- We expect symmetry
- We dislike long streaks
- We confuse fairness with short-term balance

This cognitive bias makes randomness feel *wrong* when it behaves correctly.

A Classic Historical Example

In 1913, at a casino in Monte Carlo, the roulette wheel landed on **black 26 times in a row**. Players lost millions by betting heavily on red, believing it was “overdue”.

The wheel remained indifferent.

Where the Fallacy Appears in Real Life

The Gambler's Fallacy extends far beyond casinos:

- **Stock markets:** “It has fallen too much—it must rise”
- **Examinations:** “I failed last time, so I'll pass now”
- **Sports:** “A loss streak guarantees a win next”
- **Everyday life:** “Bad luck can't last forever”

Probability does not reward suffering.

Law of Large Numbers: Often Misused

Many wrongly believe it enforces short-term fairness.

In reality:

- It guarantees balance **only in the long run**
- Short sequences can be wildly uneven
- Randomness can look extremely unfair

Large numbers smooth randomness—small numbers expose it.

The Correct Way to Think

Instead of asking “*What is due?*”, ask:

“Are the events independent?”

If yes, the past is irrelevant.

Final Thought

Luck has no memory.

Randomness has no conscience.

Probability has no obligation to be fair.

“The future is not trying to fix the past.”

~ Saurav Choudhury , 4th Sem

Calculus an important tool of Statistics

“Behind every probability curve lies an integral, and behind every inference lies a limit.”

🔗 Introduction: The Invisible Mathematics

When students first encounter statistics, it often appears deceptively simple: means, graphs, tables, and formulas that summarize data. Calculus, on the other hand, is seen as abstract — limits approaching infinity, derivatives shrinking to zero, and integrals stretching across continuous intervals.

Yet, this separation is an illusion.

In reality, statistics breathes through calculus. Every probability distribution, every expectation, and every inference is quietly powered by ideas from differential and integral calculus. Calculus may not always appear on the surface, but it forms the invisible engine that keeps statistics mathematically alive.

This article explores how calculus does not merely assist statistics — it defines it.

◆ From Discrete Counts to Continuous Worlds In discrete probability, we can assign probabilities directly:

$$P(X=x)=p(x)$$

But the real world is rarely discrete. Time, temperature, height, measurement errors — these are continuous quantities. Here, probability cannot be attached to single points. Instead, it emerges only through integration .

This is why probability density functions exist .

$$P(a<X<b)=\int_a^b f(x)dx$$

A curve by itself means nothing probabilistically . Only when calculus integrates it over an interval does probability come into existence.

In this sense, integration converts geometry into uncertainty.

◆ Expectation: Where Averages Become Analytical

The word “expectation” suggests something intuitive — a typical value .

But mathematically, expectation is far from ordinary.

For a continuous random variable,

$$E(X)=\int_{-\infty}^{\infty} xf(x)dx$$

This is not an average formed by counting observations . It is a weighted integral, where each value of x is weighted by how frequently it occurs.

Higher moments — variance, skewness, kurtosis — involve even deeper integration:

squared deviations,

cubic asymmetry,

fourth-power tail behavior.

Thus, statistical summaries are not just descriptive tools; they are products of calculus acting on randomness.

◆ Probability Distributions: Shapes with Meaning

Consider the normal distribution — smooth, symmetric, and infinitely continuous.

Its total probability equals 1, not because of observation, but because:

$$\int_{-\infty}^{\infty} f(x)dx=1$$

This single integral justifies the entire distribution.

Cumulative distribution functions (CDFs) further highlight calculus:

$$F(x)=\int_{-\infty}^x f(t)dt$$

And differentiation takes us back :

$$f(x)=dx dF(x)$$

Probability is thus governed by a duality between differentiation and integration, mirroring the Fundamental Theorem of Calculus.

Estimation: Statistics as Optimization

One of the most powerful ideas in statistics is Maximum Likelihood Estimation (MLE).

Given observed data, we construct a likelihood function and ask :

Which parameter value makes the observed data most probable ?

Answering this question requires calculus.

We differentiate the log-likelihood function and solve :

$$d\theta/d\log L(\theta)=0$$

Suddenly, statistics transforms into :
finding stationary points ,
analyzing curvature ,
verifying maxima .

Inference becomes an optimization problem, and calculus provides the necessary tools \blacklozenge Limits: The Backbone of Statistical Justification

Many statistical statements sound empirical :

“Sample mean approaches population mean”

“Distribution becomes approximately normal”

But these claims are not observational — they are limit results.

The Law of Large Numbers and Central Limit Theorem are, at their core, statements about convergence:

convergence in probability,
convergence in distribution,
convergence almost surely.

These ideas extend directly from the theory of limits and sequences studied in calculus and real analysis.

Without limits, statistics would be a collection of unproven patterns.

\blacklozenge Why This Matters for a Student

Understanding the calculus behind statistics allows a student to :

move beyond memorization,
question assumptions,
understand why formulas work.

It prepares one for advanced areas such as :

statistical inference,
stochastic processes,
econometrics,

mathematical statistics . More importantly, it develops mathematical maturity — the ability to see connections rather than isolated topics.

\textcircled{A} A Change in Perspective

Statistics is often taught as applied mathematics.

But in truth, it is calculus interpreted through uncertainty.

Data gives statistics context.

Calculus gives it structure.

When a student recognizes this connection, statistics stops being mechanical and starts becoming intellectually elegant.

\textcircled{P} Conclusion: Calculus as the Language of Uncertainty

Calculus does not merely support statistics — it speaks its language.

Integration defines probability, differentiation enables estimation, and limits justify inference.

To study statistics seriously is to study calculus deeply . And to master calculus is to gain a clearer vision of randomness itself.

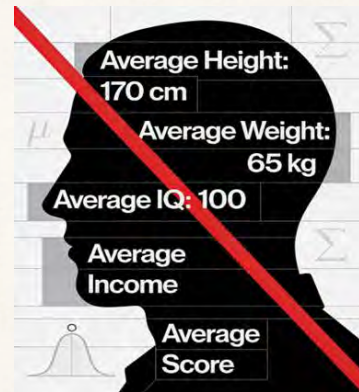
~ Suman Das , 6th Semester

Why Averages Lie?

When One Number Hides the Truth

The average is honest—but incomplete.”

In everyday life, averages are everywhere: average income, average marks, average temperature, average performance. They are simple, elegant, and persuasive. Yet, relying on averages alone can lead to dangerously misleading conclusions.



1. The Illusion of Equality

Suppose the *average income* of a group is ₹30,000 per month. Does this mean everyone earns around ₹30,000?

Not necessarily.

- ❑ One person earns ₹3,00,000
- ❑ Nine people earn ₹10,000

The average looks respectable—but most people are struggling.

The mean hides inequality.

2. When One Extreme Changes Everything

Imagine a class where most students score between 55 and 65. One student scores 100.

Suddenly, the class average rises—but the class hasn't actually improved.

This happens because:

- ❑ The **mean is sensitive to outliers**
- ❑ A single extreme value can distort reality

Statistics Lesson: The mean reacts strongly to extremes.

3. The “Average Student” Myth

If the average height is 170 cm, average weight is 65 kg, and average IQ is 100—**No real person fits this profile perfectly.**

The “average person” often does **not exist.**

4. Mean vs Median: The Silent Truth

In skewed data:

- ❑ **Mean** gets pulled
- ❑ **Median** stays grounded

Example:

In incomes, house prices, or salaries—**median tells the real story.**

Rule of Thumb:

If data is skewed → Trust the median more than the mean.

5. Real-World Consequences

- ❑ **Policy decisions** based only on averages can harm vulnerable groups
- ❑ **Business strategies** may fail if variation is ignored
- ❑ **Academic performance** cannot be judged by class averages alone

Averages simplify—but **oversimplification is dangerous.**

Final Thought

Averages don't lie because they are wrong. They lie because **they don't tell the whole story.**

“To understand data, don't ask only for the average—ask how the data is spread.”

The Linear Model in Econometrics

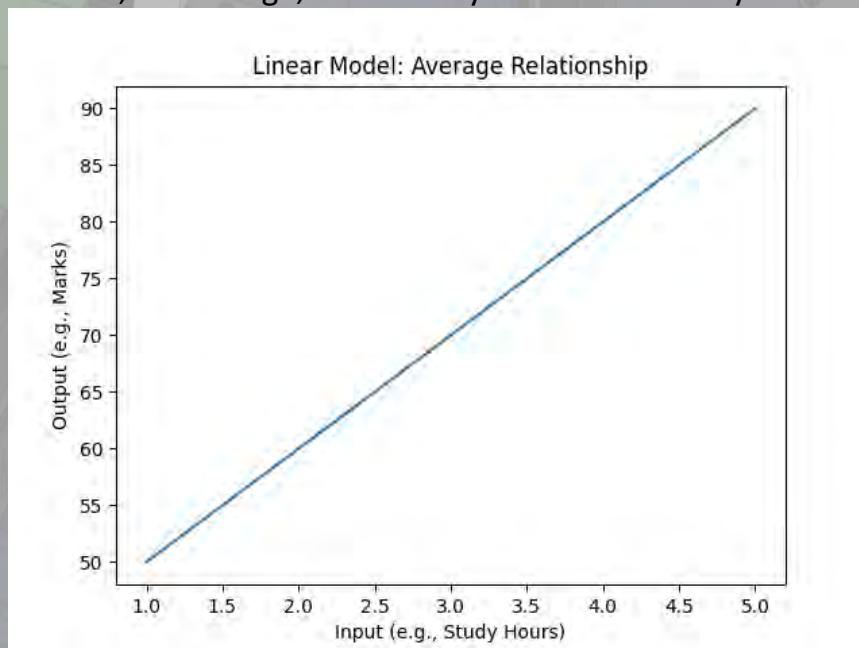
❑ The Linear Model in Econometrics: Understanding Data with Caution

In economics and many other social sciences, researchers often try to understand how one factor influences another. Questions such as whether education increases income, or whether price affects demand, are common across disciplines. To study such relationships in a systematic and scientific way, econometrics uses what is known as a linear model.

❑ What Is a Linear Model?

A linear model is a simplified way of describing the relationship between variables. In plain terms, it answers the question: if one thing changes, how does another thing change on average? The word 'average' is important here, because the model does not claim perfection. Instead, it focuses on general patterns observed in data.

For example, if we say that marks depend on study hours, the linear model tries to estimate how much marks increase, on average, when study hours increase by one unit.



❑ Why Is It Called a Linear Model?

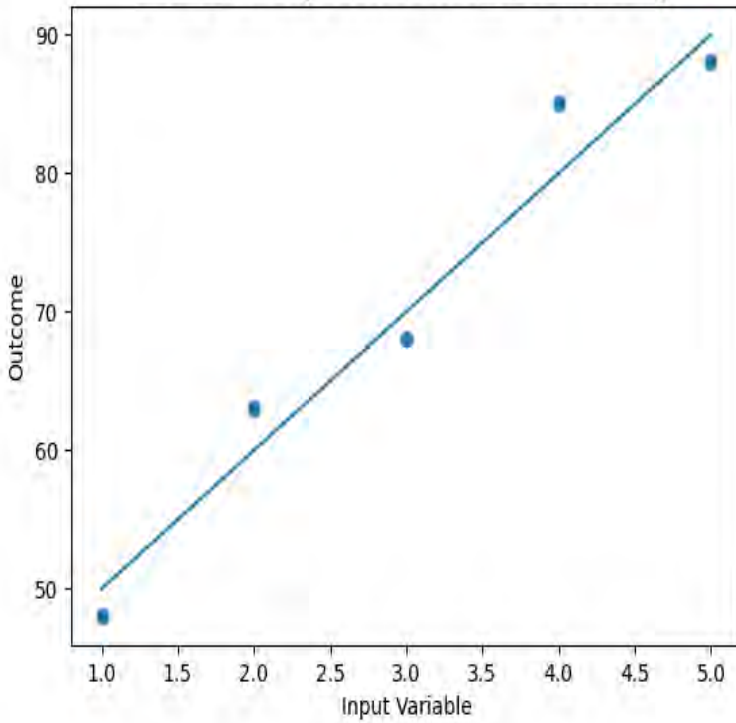
The term 'linear' refers to the assumption that the relationship between variables can be represented by a straight line. This does not mean real life is always straight or simple, but it makes analysis easier and interpretation clearer. Because of this simplicity, linear models are often used as the first step in data analysis.

❑ The Role of the Error Term

Real life is influenced by many factors that cannot always be measured or included in a model. Even when two individuals are in similar situations, their outcomes may differ. The error term represents these unobserved influences such as motivation, health, environment, and random events.

In other words, the error term captures the gap between what the model predicts and what actually happens.

Error Term: Gap Between Prediction and Reality

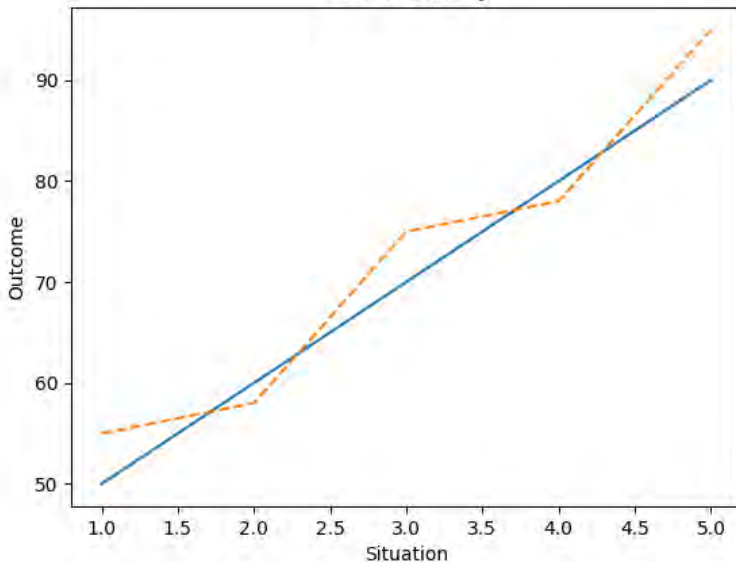


❑ Why We Should Not Rely Only on Data

Although data plays a crucial role in econometric analysis, relying solely on data can be misleading. Data may be incomplete, inaccurately measured, or biased. Moreover, numbers alone cannot fully explain human behaviour, social institutions, or unexpected events.

Another important limitation is that data may show association without true cause-and-effect. Therefore, economic theory, logic, and contextual understanding must always support data analysis.

Data vs Reality



❑ Drawbacks of the Linear Model

The linear model assumes simplicity in relationships that may, in reality, be complex and nonlinear. It may ignore interactions between variables and depends on certain assumptions. If these assumptions are violated, conclusions drawn from the model may be unreliable.

❑ Why Linear Models Are Still Useful

Despite their limitations, linear models remain widely used because they are easy to interpret, useful for policy evaluation, and form the foundation for more advanced econometric techniques. They help researchers organise thinking and provide a clear starting point for analysis.

❑ Did You Know?

- Linear models are used not only in economics but also in medicine, psychology, engineering, and social sciences.
- The error term reminds researchers that models are approximations, not exact descriptions of reality.
- Even advanced artificial intelligence models often begin with simple linear ideas.
- A model that fits data perfectly is usually a warning sign, not a success.

❑ Conclusion

The linear model in econometrics is a tool for understanding reality, not replacing it. By combining data with theory, reasoning, and caution, linear models help us learn from numbers while respecting the complexity of the real world.

~ Anirban Debnath , 4th semester

Curiosity Beyond Books: Science, Statistics, and Real Life

❖ Young Scientist / Curious Mind

Learning to Question: A Journey Through Science, Numbers, and Life

❖ Introduction

Science is not limited to laboratories or textbooks. It exists in our daily lives — in the changing weather, in our health, in technology, and even in the decisions we make every day. A young scientist is someone who tries to understand these things instead of accepting them blindly.

As a student, I have slowly learned that curiosity connects all subjects. Whether it is statistics, biology, physics, or environmental studies, everything begins with one simple habit — asking questions.

❖ Observation: The First Step in Every Subject

Observation is common to all branches of science. In physics, we observe motion and energy. In biology, we observe growth and change. In statistics, we observe data and variation.

For example, rainfall does not remain the same every year. Exam results differ from student to student. Even body temperature changes during the day. These observations may seem ordinary, but they are the foundation of scientific thinking.

A curious mind learns to observe carefully instead of ignoring such differences.

❖ Statistics: Understanding Variation in Life

Statistics helps us understand why things are not always the same. It teaches us that variation is natural.

Marks obtained by students, heights of people, or daily temperatures do not have one fixed value. Statistics helps us study these differences using averages, graphs, and probability.

Through statistics, I learned that numbers are not just calculations. They represent real situations and help us make sense of uncertainty.

❖ Probability and Decision Making

Probability is not only a mathematical topic. It is connected to real life decisions.

Weather forecasts, medical tests, and risk analysis all depend on probability. Probability helps us understand how likely something is, not whether it will definitely happen.

This idea taught me to think realistically and logically, instead of expecting certainty everywhere.

❖ Biology and Environment: Science Around Us

Biology shows how living organisms grow, adapt, and survive.

Environmental science teaches us how human activities affect nature.

Issues like climate change, pollution, and health problems cannot be understood without scientific thinking. Data collection, observation, and analysis play an important role here.

Statistics supports these fields by helping scientists analyse biological data and environmental changes.

❖ **Technology and Science**

Technology is the result of scientific curiosity. Mobile phones, medical machines, and computers exist because someone questioned how things work.

Behind every technology, there is science, mathematics, and data analysis. Understanding this made me realise that curiosity leads to innovation.

❖ **Experiments and Evidence**

Experiments are not only done in laboratories. Even simple observations can become experiments if done carefully.

Science teaches us to rely on evidence instead of assumptions. Statistics helps analyse experimental results and decide whether conclusions are reliable.

This connection between experimentation and analysis is what makes science trustworthy.

❖ **Learning from Mistakes**

Mistakes are part of every subject. In experiments, results may differ. In statistics, calculations may go wrong. These mistakes are not failures.

Science teaches us to learn from errors. Variation and unexpected results help us understand things more deeply.

❖ **Science, Society, and Responsibility**

Scientific thinking helps society progress. It encourages people to question rumours, understand facts, and make informed decisions.

A curious mind does not accept information blindly. It checks evidence, understands limitations, and thinks logically.

This habit is important not only for scientists, but for responsible citizens.

❖ **Conclusion**

Being a young scientist is not about mastering one subject. It is about developing curiosity, observation, and logical thinking across subjects.

Statistics, science, and real life are connected. Together, they teach us how to understand the world more clearly.

Curiosity turns learning into a meaningful journey — and that journey never truly ends.

~ **Sneha Dey , 2nd Semester**

Astrology vs Probability: Belief, Chance, and Evidence

**“When uncertainty scares us, we choose stories.
When curiosity drives us, we choose statistics.”**

From ancient civilizations to modern society, humans have searched for patterns that explain success, failure, love, conflict, and fortune. Astrology emerged as one such framework—offering cosmic order to a chaotic world. Probability, developed much later, approaches the same uncertainty with numbers, data, and testable logic.

Both attempt to answer the same question:
Why do events happen the way they do?

Astrology: Meaning Through Narrative

Astrology interprets human life through:

- Planetary positions
- Zodiac signs
- Celestial cycles

Its power lies in storytelling. By linking personal experiences to the cosmos, astrology provides **emotional reassurance**, identity, and a sense of destiny. Importantly, it does not rely on measurement or replication—its interpretations adapt to preserve belief.

Astrology speaks to *individual experience*, not collective evidence.

Probability: Meaning Through Measurement

Probability does not attempt to assign purpose. Instead, it:

- Quantifies uncertainty
- Measures variation
- Predicts outcomes **in aggregate**, not individually

It accepts randomness as fundamental. Rather than asking *why* something happened, probability asks *how often* it happens and *how likely* it is to happen again.

Probability replaces destiny with likelihood.

The Crucial Difference: Falsifiability

A key scientific principle is **falsifiability**—the ability to test and disprove claims.

- Astrological predictions are often vague and flexible
- Failures are explained away as misinterpretations

Probability models, by contrast:

- Make precise numerical predictions
- Can be proven wrong
- Improve through error and revision

This willingness to fail is what makes probability powerful.

The Psychology Behind Belief

- Astrology’s appeal is amplified by well-known cognitive biases:
- **Forer Effect:** General statements feel personal
- **Confirmation Bias:** Successes are remembered, failures ignored
- **Pattern Seeking:** Humans find meaning even in noise
- Probability actively works against these biases by demanding data.



Randomness Feels Unnatural

Humans expect balance and fairness. Random processes rarely deliver either in the short run.

- Long streaks feel suspicious
- Unequal outcomes feel unjust
- Clusters feel intentional

Probability teaches a difficult truth:

Randomness often looks structured, unfair, and meaningful—when it is not.

Reinterpreting “Fate”

Many events attributed to fate or planetary influence can be explained by:

- Random variation
- Regression to the mean
- Base-rate effects

What feels extraordinary is often statistically inevitable given enough trials.

A Thought Experiment

Imagine replacing daily horoscopes with probability statements:

- “There is a 5% chance of conflict today.”
- “Preparation increases success probability.”

Less poetic—but far more actionable.

Coexistence, Not Conflict

Astrology and probability serve different purposes:

- Astrology offers comfort and identity
- Probability offers explanation and prediction

Problems arise when belief is mistaken for evidence.

Final Reflection

Astrology gives the universe intention.

Probability gives the universe structure.

“Meaning may be personal—but uncertainty follows rules.”

~Saurav Choudhury, 4th Semester

Importance of Statistics in Defence

In the modern era, defence is no longer driven only by physical strength or manpower. It is increasingly shaped by data, technology, and scientific analysis. Statistics plays a central role in transforming raw defence data into meaningful insights, supporting decision-making at strategic, operational, and tactical levels. In the context of Indian defence, statistical methods are indispensable in planning, intelligence, weapon development, and national security management.

Role of Statistics in Defence Planning

Defence planning in India involves complex decisions regarding budget allocation, manpower deployment, training schedules, and procurement of equipment. Statistical analysis helps defence planners evaluate historical data, assess current capabilities, and forecast future requirements. Institutions such as the Ministry of Defence rely on statistical models to optimise the use of limited resources while ensuring preparedness against potential threats.

Statistics in Intelligence, Surveillance, and Reconnaissance

Indian defence intelligence systems collect massive volumes of data from satellites, radar installations, drones, and electronic surveillance networks. Statistical techniques are used to filter noise, identify meaningful patterns, and estimate the probability of threats. Agencies rely on probabilistic models to prioritise risks and issue early warnings, thereby strengthening national security.

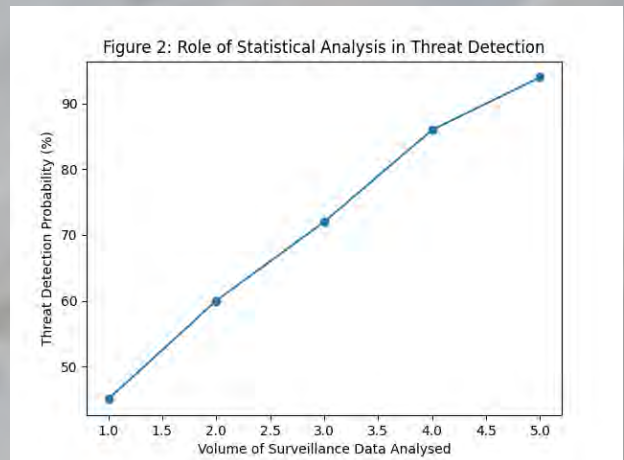


Figure 2: Increased data analysis improves the probability of detecting security threats.

Application of Statistics in Military Operations

Operational planning in the Indian Armed Forces involves uncertainty related to terrain, weather, logistics, and enemy behaviour. Statistical simulations and predictive models help commanders evaluate multiple scenarios before making decisions. Past operational data is analysed to improve mission success rates and reduce risks during critical operations.

Weapon Development and Testing in India

Organisations such as the Defence Research and Development Organisation (DRDO) extensively use statistics in the development and testing of defence equipment. Statistical quality control ensures reliability, accuracy, and safety of weapons, missiles, and defence systems. Failure analysis and performance evaluation are carried out using statistical methods before large-scale deployment.

Figure 1: Illustrative Allocation of Defence Resources in India

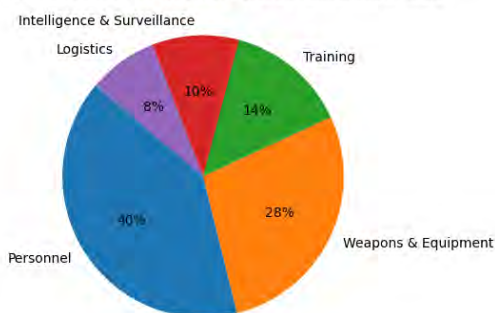


Figure 1: Statistical analysis assists in efficient allocation of defence resources

Figure 3: Improvement in Operational Accuracy Using Statistics

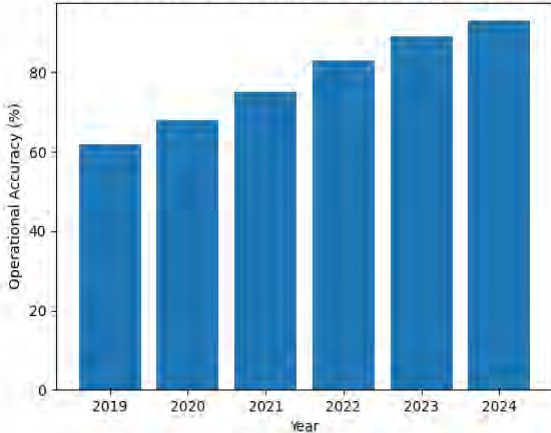


Figure 3: Operational accuracy improves with the application of statistical techniques

Conclusion

Statistics is a silent yet powerful backbone of modern Indian defence systems. By enabling accurate analysis, prediction, and risk assessment, statistics strengthens national security. As defence challenges become more complex and data-intensive, the role of statistics in defence will continue to grow in importance, shaping the future of national defence.

~ Anirban Debnath , 4th SEM

Statistics in Cyber and Space Defence

With the growing importance of cyber and space domains, statistics has become crucial in modern Indian defence strategy. Cyber defence systems use statistical anomaly detection to identify suspicious network activities. Similarly, space-based defence initiatives involving ISRO depend on statistical analysis for satellite tracking, orbit prediction, and risk assessment.

Why Statistics Is Indispensable in Defence

Statistics reduces uncertainty and enables evidence-based decision-making. In defence, where errors can have serious national consequences, statistical methods provide a scientific foundation for planning, execution, and evaluation. They enhance efficiency, improve accuracy, and support long-term strategic thinking.

Did You Know?

- Statistical methods played a key role in radar and code-breaking during World War II.
- Missile guidance and targeting systems rely on probabilistic estimation techniques.
- Indian defence simulations and war games are built on statistical models.
- Artificial intelligence used in defence is fundamentally based on statistics.

Procrastination

Procrastination is the tendency to postpone or avoid tasks that need to be completed, often choosing short-term comfort or distractions instead. It usually occurs when a task feels difficult, boring, or stressful, and can be influenced by factors such as fear of failure, perfectionism, or poor time management. Over time, procrastination can lead to missed deadlines, increased stress, and lower overall performance.

Statistics in fitness

Statistics in fitness is about using data to measure performance, track progress, and make better training or health decisions. Here's a clear, practical overview.

1. Why statistics matter in fitness

Statistics help you:

- Track progress objectively (not just “how you feel”)
- Compare training methods.
- Prevent overtraining and injury.
- Optimize workouts and nutrition.
- Evaluate fitness research claims.

2. Common fitness data collected

- Body metrics: weight, BMI, body fat %, muscle mass
- Performance: reps, sets, load, pace, power output
- Cardio data: heart rate, VO_2 max, resting HR
- Activity: steps, calories burned, training volume
- Recovery: sleep duration, HRV (heart rate variability)

~ Anurag Hazarika, 6th SEM

Healing by Numbers: The Science Behind Medical Statistics

The Role of Statistics in Medicine: Turning Data into Life-Saving Decisions

Modern medicine is no longer guided solely by intuition or individual experience. Instead, it relies heavily on statistics to make informed, accurate, and ethical decisions. From diagnosing diseases to approving new drugs and planning public health strategies, statistics forms the backbone of evidence-based medical practice. By analyzing data systematically, medical professionals can predict outcomes, assess risks, and improve patient care on a global scale.

Statistics in Medical Research

Statistical methods are fundamental to medical research, especially in clinical trials. Researchers use statistics to design experiments, select sample sizes, and determine whether results are meaningful or due to chance. For example, during the development of new medicines, statistical tests such as t-tests, chi-square tests, and confidence intervals are used to compare treated and control groups. Without statistics, it would be impossible to prove the effectiveness or safety of a drug scientifically.

Diagnosis and Disease Prediction

Statistics plays a crucial role in diagnosing diseases and predicting their progression. Doctors use probability, sensitivity, and specificity to evaluate medical tests. For instance, in cancer screening programs like mammography for breast cancer, statistical analysis helps determine the likelihood that a positive test truly indicates disease. Similarly, risk prediction models use patient data to estimate the chances of developing conditions such as heart disease or diabetes.

A landmark example is the 1948 Medical Research Council (MRC) trial of streptomycin for pulmonary tuberculosis, often cited as the first properly randomized therapeutic trial. Patients were randomly allocated to receive streptomycin plus bed rest or bed rest alone, and statistical analysis showed significantly lower mortality in the streptomycin group, helping to establish antibiotics as an effective treatment for TB.

John Snow and Cholera

One of the earliest and most famous examples of statistics in medicine is Dr. John Snow's cholera study (1854). By mapping cholera cases in London, Snow used statistical observation to identify a contaminated water pump as the source of the outbreak. This groundbreaking work laid the foundation for epidemiology and proved that statistical analysis could save lives even before modern laboratory techniques existed.

Statistics in Public Health and Epidemiology

Public health decisions depend heavily on statistical data. During disease outbreaks, statistics help track infection rates, mortality rates, and recovery trends. A recent example is the COVID-19 pandemic, where statistical models were used to predict case surges, evaluate vaccine effectiveness, and guide lockdown policies. Governments and health organizations relied on data analysis to allocate resources and plan preventive measures.

Clinical Trials and Vaccines

The development of vaccines, such as the polio vaccine by Jonas Salk, depended on large-scale statistical trials involving millions of participants. Statistical analysis confirmed that the vaccine was both safe and effective, leading to one of the greatest public health successes in history. Similar statistical methods were used in the rapid development and approval of COVID-19 vaccines.

Hospital Management and Medical Decision-Making

Beyond research and diagnosis, statistics is also vital in hospital administration. Hospitals use statistical tools to manage patient flow, optimize staffing, and reduce waiting times. Survival analysis and outcome studies help doctors choose the most effective treatment plans. Statistical comparisons between surgical techniques guide surgeons in selecting procedures with higher success rates and fewer complications.

From Population Data to Bedside Decisions

Medical statistics connects large-scale data to everyday clinical decisions. Tools such as sensitivity, specificity, predictive values, likelihood ratios, and receiver operating characteristic (ROC) curves help doctors judge how good diagnostic tests really are. Risk scores and prediction models, such as those derived from the Framingham Heart Study, are used to estimate an individual patient's probability of events like heart attack or stroke and to guide preventive therapy. Cost-effectiveness analyses combine clinical outcomes and economic data to help health systems decide which interventions offer the best value for money.

Ethics, Accuracy, and Limitations

While statistics is powerful, it must be used responsibly. Misinterpretation of data or biased samples can lead to incorrect conclusions. Ethical medical practice requires transparency, proper data collection, and honest reporting of results. Statistical literacy among healthcare professionals ensures that data supports patient welfare rather than misleading claims.

Statistics is an indispensable tool in medicine, transforming raw data into meaningful knowledge. From historic breakthroughs like John Snow's cholera study to modern innovations in vaccine development and disease prediction, statistics continues to shape the future of healthcare. As medicine advances in the age of big data and artificial intelligence, the role of statistics will only grow stronger—making healthcare more precise, effective, and humane.

~ Rideep Das , 4th SEM

Real Analysis: The Invisible Force Powering Precision in Statistics

Bridging the Infinite: Real Analysis as the Hidden Engine of Statistics

In the world of data-driven decisions—from predicting stock market trends to unraveling genetic mysteries—statistics often steals the spotlight. But lurking beneath its probabilistic elegance is a mathematical powerhouse: real analysis. This branch of pure math, with its deep dives into limits, continuity, and infinite processes, isn't just abstract theory; it's the rigorous backbone that makes statistical methods robust, precise, and applicable to real-world chaos. Think of real analysis as the unsung architect, quietly ensuring that your Netflix recommendations or medical trial results stand on solid ground.

The Measure of Uncertainty: Foundations of Probability

At the heart of statistics lies probability, and real analysis provides the measure-theoretic framework to handle it properly. Traditional probability treats events as finite sets, but real analysis introduces Lebesgue measure and integration, allowing us to deal with continuous spaces—like the endless possibilities in a normal distribution—without paradoxes. Without this, concepts like expected value (the average outcome over infinite trials) would crumble under edge cases. For statisticians, this means reliable models for everything from weather forecasting to A/B testing in apps, where "almost everywhere" convergence ensures predictions hold up even in noisy data.

Convergence: Taming the Chaos of Big Data

Imagine sifting through petabytes of data: how do you know your sample mean approaches the true population mean as data grows? Enter real analysis's convergence theorems—almost sure convergence, in probability, and L^p norms—which underpin the Law of Large Numbers and Central Limit Theorem. These aren't just theorems; they're statistical superpowers. In machine learning, they justify why neural networks "learn" from massive datasets, converging to optimal solutions. Real-world win: During the COVID-19 pandemic, these tools helped epidemiologists trust asymptotic approximations for infection rate models, turning raw case data into actionable policy.

Function Spaces and Advanced Models

Real analysis leads to the study of function spaces, which underpin nonparametric methods, regression function estimation, and smoothing techniques.

In stochastic processes and time series, real-analysis tools help describe continuity of sample paths, convergence of processes, and stability of models.

Beyond the Numbers: Infinite Horizons in Advanced Stats

Pushing further, real analysis opens doors to stochastic processes (think Brownian motion for stock prices) and empirical process theory, vital for high-dimensional data in genomics or climate modeling. It equips statisticians to handle "curse of dimensionality" via Hilbert spaces, making big data tractable. As AI blurs lines with stats, real analysis ensures ethical, interpretable models—proving, say, that a bias-detection algorithm converges fairly across infinite scenarios.

In essence, real analysis isn't a dusty relic; it's the infinite precision that elevates statistics from guesswork to science. Next time you trust a poll or a predictive app, tip your hat to this mathematical maestro—it's weaving the threads of certainty through an uncertain universe. For deeper dives, explore texts like Billingsley's Probability and Measure or online sims on Lebesgue integration.

Why It Matters for Statisticians

For theoretical statisticians, real analysis is the main gateway to proving theorems, validating new estimators, and understanding the limits of existing methods.

Even in applied work, the conceptual clarity from real analysis helps identify when assumptions fail, why algorithms converge, and where models may break down.

~ Aniket Das , 4th SEM

Statistics Without Fear: A Student's Perspective

For many students, statistics begins with fear rather than curiosity. I was no different. The moment formulas and graphs appeared, confidence dropped, even before understanding had a chance to grow.

For me, the fear came from thinking that statistics was only about getting the right answer. One small mistake felt like failure. Many times, it felt as if everyone else understood the concepts faster, while I needed more time to process them. This made me doubt myself and focus more on avoiding mistakes than on actually understanding the subject.

Slowly, I started realizing that statistics is not just about numbers or formulas. It is more about understanding what those numbers are trying to say. When I stopped rushing and allowed myself to learn at my own pace, the subject felt less frightening. I am still learning, and I still make mistakes, but the fear is no longer the same.

Now, as I continue studying statistics, I feel that it is actually an interesting subject. It is not as difficult as it seems in the beginning. I am still learning, but I have realized that with regular practice and focus, things slowly become clearer. Statistics needs time and patience, not fear. When we keep practicing and try to understand step by step, the subject starts to feel less heavy and more meaningful.

~ Anandi Singh , 2nd SEM

Discipline: The Foundation of Personal and Social Excellence

Discipline is one of the most essential qualities that shapes human character and determines success in life. It refers to the ability to control one's behaviour, emotions, and actions according to rules, principles, and long-term goals rather than momentary desires. In an age of constant distractions, instant gratification, and fast-changing lifestyles, discipline has become more important than ever. It acts as a guiding force that helps individuals lead a balanced, purposeful, and productive life. Whether in personal growth, education, professional success, or social harmony, discipline plays a central role in building a strong and meaningful existence.

At its core, discipline begins with self-control. It teaches individuals to resist temptations and make choices that align with their values and responsibilities. A disciplined person understands the difference between what is easy and what is right. For example, waking up early to study or work may seem difficult, but it leads to long term benefits, while giving in to laziness may provide temporary comfort but results in regret. Thus, discipline trains the mind to prioritize long-term rewards over short-term pleasures. This habit, once developed, becomes a powerful tool for personal success.

Discipline is especially important in student life. Students are the future of any nation, and discipline shapes their character, work ethic, and outlook toward life. A disciplined student follows a regular routine, manages time effectively, respects teachers, and remains focused on academic goals. Such discipline not only improves academic performance but also builds confidence, responsibility, and perseverance. Without discipline, even the most talented students may fail to achieve their potential. On the other hand, an average student with strong discipline can reach great heights through consistent effort and dedication.

In the professional world, discipline is a key factor that distinguishes successful individuals from others. Punctuality, honesty, commitment to work, and respect for rules are all expressions of discipline in the workplace. Employers value disciplined employees because they are reliable, efficient, and capable of handling responsibilities with integrity. Discipline also helps professionals continuously improve their skills, adapt to changes, and maintain a healthy work-life balance. In competitive environments, discipline often becomes the deciding factor between success and failure.

Discipline is not limited to individuals; it is equally vital for society as a whole. A disciplined society functions smoothly, with citizens respecting laws, institutions, and each other's rights. Traffic rules, public cleanliness, civic responsibilities, and social harmony all depend on collective discipline. When people follow rules willingly, social order is maintained, and resources are used efficiently. In contrast, lack of discipline leads to chaos, corruption, and inefficiency, hindering national progress. History shows that disciplined nations tend to be more organized, prosperous, and resilient in the face of challenges.

One of the greatest benefits of discipline is its role in character building. Discipline nurtures qualities such as patience, honesty, perseverance, and self-respect. It teaches individuals to accept responsibility for their actions and face consequences with maturity. Through discipline, people learn to manage failures, overcome obstacles, and remain focused even during difficult times. This inner strength becomes the foundation of strong moral character, which is essential for leading a respectable and meaningful life.

In modern times, discipline faces many challenges. The rise of digital technology, social media, and entertainment platforms has made distraction easily accessible. While technology offers numerous benefits, it also demands greater self-discipline to use it wisely. Excessive screen time, procrastination, and dependency on instant entertainment can weaken focus and productivity. Therefore, cultivating discipline in the digital age requires conscious effort, such as setting boundaries, managing time effectively, and maintaining healthy habits. Discipline helps individuals harness technology as a tool for growth rather than becoming controlled by it.

Discipline should not be misunderstood as harshness or suppression of freedom. True discipline is not imposed through fear or punishment but developed through understanding, motivation, and self-awareness. When individuals realize the value of discipline in achieving their dreams, it becomes a voluntary and empowering practice. Parents and teachers play a crucial role in instilling discipline by setting positive examples, encouraging responsibility, and guiding young minds with patience and empathy. Discipline learned through inspiration lasts longer than discipline enforced through force. In addition, discipline is closely linked to mental and physical well-being. A disciplined lifestyle that includes regular exercise, balanced nutrition, adequate sleep, and mindful practices contributes to overall health. Mental discipline, such as controlling negative thoughts and managing stress, enhances emotional stability and resilience. Thus, discipline not only leads to external success but also promotes inner peace and happiness.

In conclusion, discipline is the backbone of a successful individual and a progressive society. It empowers people to take control of their lives, achieve goals, and contribute positively to the world around them. In every sphere—education, profession, society, and personal development—discipline acts as a guiding light that leads to growth and excellence. In a rapidly changing world filled with distractions, embracing discipline is not a limitation but a pathway to true freedom and fulfillment. By cultivating discipline in our thoughts, actions, and habits, we lay the foundation for a better future for ourselves and for generations to come.

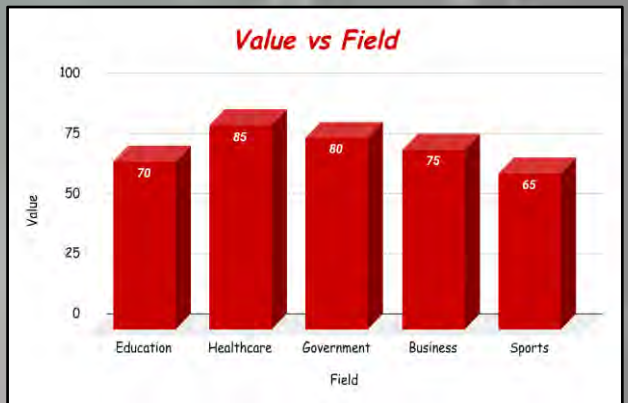
~ Mrityunjay Kr Singh, 6th SEM

Turning Numbers into Knowledge

Numbers are everywhere around us—exam results, population figures, weather reports, medical data, and sports scores. At first glance, these numbers may appear meaningless, but statistics transform them into valuable knowledge. It helps us understand patterns, trends, and relationships hidden within data. Statistics is the science of collecting, organizing, presenting, analyzing, and interpreting data. Through statistical methods, raw data is converted into information that supports decision-making. Governments rely on statistics to plan development programs, conduct population censuses, and frame economic policies. Without statistics, effective planning and administration would be impossible. In education, statistics plays a key role in assessing student performance and improving teaching strategies. In healthcare, it helps doctors and researchers study disease patterns, evaluate treatments, and improve public health systems. Business organizations use statistics to analyze market trends, understand consumer behavior, and increase profitability. With the rapid growth of technology, the amount of data generated every day has increased tremendously. In this digital age, statistics is essential for analyzing big data produced by social media, online platforms, and digital services. It enables organizations to predict future trends and make informed decisions. Thus, statistics is not just about numbers and calculations. It is a powerful tool that helps us think logically, question information critically, and understand the world better. Truly, statistics turns numbers into knowledge and knowledge into progress.

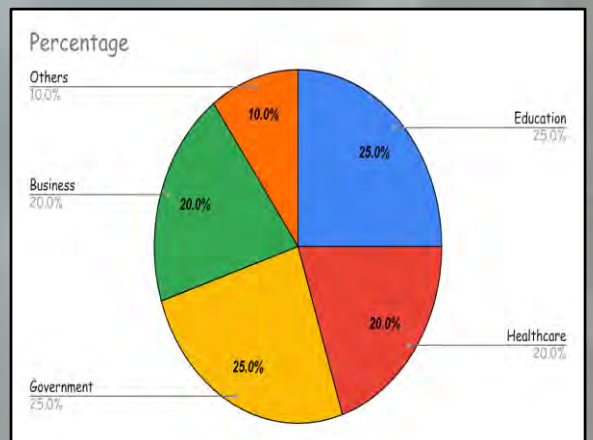
1. BAR DIAGRAM

Use of Statistics in Different Fields



2. PIE CHART

Areas of Application of Statistics



~ Naina Duwarah, 4th SEM

Tea Industry Analytics

1. Yield Prediction Models

- Tea yield depends heavily on rainfall, temperature, soil quality, and farming practices
- Statistical tools like time series analysis and regression models can forecast future yields based on past climate and production data.
- Example: A regression model could show how a 10% increase in rainfall correlates with a 5% rise in yield.

2. Export Trends

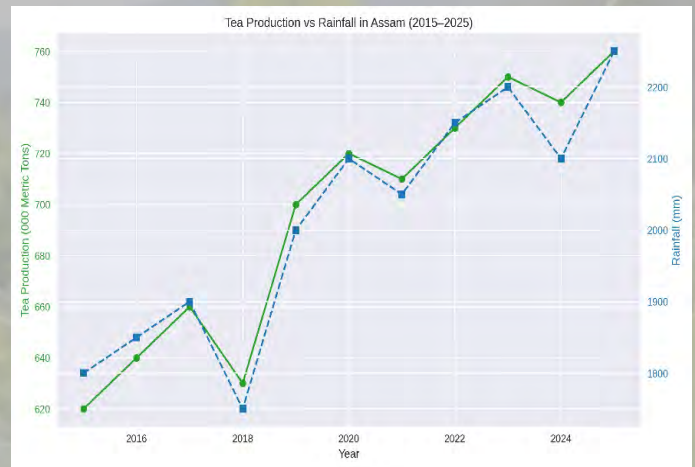
- Assam contributes significantly to India's tea exports, with demand fluctuating across Europe, the Middle East, and North America.
- Trend analysis (moving averages, seasonal decomposition) can highlight long term growth vs short term dips.

3. Labor Statistics

- Tea estates employ thousands of workers, making labour a critical factor.
- Statistics can track:
 - Workforce size over time.
 - Gender distribution in tea labour.
 - Wage trends vs inflation.

*** When monsoon behaves, yields rise; when floods hit, production stalls. Our chart shows a clear relationship between rainfall and output across 2015–2025.

Pairing time series trends with regression helps estates plan plucking schedules, labour deployment, and input use—



Axes:

- X-axis: Years (2015–2025)
- Left Y-axis: Tea production (1000 metric tons)
- Right Y-axis: Rainfall (mm)

Insight: Moderate positive correlation—years with balanced rainfall tend to show higher yields, while extreme rainfall dips or spikes can suppress production.

~ Himesh Nath, 2nd SEM

From Ballots to Benefits: Measuring the Outcomes of Student Leadership

➤ **Introduction** : *Beyond the Campaign Posters*

Student leadership often begins with ballots—campaign speeches, promises of change, and the excitement of elections. Yet the true value of student leadership is not measured by how convincingly candidates win votes, but by what happens afterward. Do student leaders create meaningful change? Do their actions improve student life, representation, and institutional culture?

“From Ballots to Benefits” is the journey from democratic selection to tangible impact. It is about understanding how student leadership, when done effectively, transforms enthusiasm into outcomes and participation into progress.

➤ **The Democratic Foundation:** *Why Ballots Matter*

Elections are the backbone of student leadership. They serve three critical purposes:

- **Legitimacy** – Leaders elected by peers carry a mandate, making their voices stronger in negotiations with administration.
- **Participation** – Voting encourages political awareness, responsibility, and engagement among students.
- **Representation** – Elections allow diverse groups to be heard, ensuring leadership reflects the student body’s realities.

However, elections are only the starting point. Democracy without delivery risks becoming symbolic rather than transformative.

➤ **Transitioning from Power to Purpose**

Once elected, student leaders face their greatest challenge: turning promises into policies. This transition requires : Strategic planning rather than emotional campaigning Listening skills beyond personal ambition Collaboration with faculty, administration, and fellow students Effective leaders quickly realize that leadership is not about authority, but service. The shift from “I won” to “we improve” defines impactful student governance.

Measuring the Real Benefits of Student Leadership

To understand whether student leadership works, we must examine its outcomes across multiple dimensions.

1. Academic and Institutional Improvements

Strong student leadership has led to:
Curriculum reforms based on student feedback

Improved examination and evaluation systems

Better library hours, digital access, and academic resources

When student representatives actively participate in academic councils, education becomes more responsive and inclusive.

2. Student Welfare and Well-being

One of the most visible benefits of effective leadership is enhanced student welfare :

Mental health awareness initiatives

Improved hostel, transport, and campus safety facilities

Fairer grievance redressal systems

These changes directly affect daily student life, making leadership outcomes tangible rather than theoretical.

3. Amplifying Student Voice

Student leaders act as a bridge between administration and students. Their success can be measured by:

- How often student concerns reach decision-making tables
- Whether policies reflect student needs
- The transparency of communication channels
- When students feel heard, trust in institutions grows.

4. Leadership Development and Civic Skills

The benefits of student leadership extend beyond campus:

- Leaders develop negotiation, communication, and organizational skills
- Students learn democratic values, accountability, and teamwork
- Many student leaders emerge as future policymakers, activists, and professionals
- Thus, student leadership is also an investment in society's future leadership.
- Challenges in Translating Votes into Value
- Despite its potential, student leadership faces serious obstacles:
- Tokenism: Leaders included in committees without real power
- Administrative resistance: Student suggestions ignored or delayed
- Short tenures: Limited time to implement long-term reforms
- Popularity politics: Leaders focusing on image rather than impact

Acknowledging these challenges is essential to improve leadership outcomes rather than dismiss the system entirely

➤ Redefining Success:

How Should We Measure Outcomes?

To truly measure the impact of student leadership, institutions must move beyond election turnout and focus on:

Policy changes initiated by student bodies

Improvement in student satisfaction and participation

Sustainability of initiatives beyond a leader's term

Inclusivity of marginalized student voices

Success lies not in how loud the campaigns were, but in how lasting the changes are.

➤ Conclusion:

Leadership as a Living Process

Student leadership is not a moment—it is a process. The ballot is the beginning, not the destination. When student leaders act with integrity, vision, and accountability, elections evolve into empowerment and promises into progress.

“From Ballots to Benefits” reminds us that democracy on campus is meaningful only when it improves lives, strengthens voices, and builds leaders who understand that true power lies in service. In nurturing responsible student leadership today, we cultivate informed, empathetic, and capable citizens for tomorrow.

~ **Rahul Das , 6th SEM**

Former Cultural Secretary of AVCSU 2024-25

Women in Science and Society

Women have played a vital role in the development of science and the progress of society, yet their contributions have often been overlooked or undervalued. From ancient times to the modern era, women scientists have challenged social barriers, expanded human knowledge, and inspired future generations. Today, the relationship between women, science, and society is stronger than ever, though challenges still remain.

Historically, social norms and limited access to education restricted women's participation in scientific fields. Despite these obstacles, remarkable women emerged. Marie Curie's groundbreaking work in radioactivity, Rosalind Franklin's contribution to the discovery of DNA structure, and Ada Lovelace's early ideas on computing are powerful examples of women shaping science against all odds. Their achievements not only advanced science but also questioned gender stereotypes in society.

In contemporary society, women are increasingly visible in science, technology, engineering, and mathematics (STEM). They are making significant contributions in medicine, environmental science, space research, biotechnology, and artificial intelligence. Women scientists today are not only researchers but also leaders, educators, and innovators who influence policy and social development. Their work helps address global issues such as climate change, public health, and sustainable development.

However, gender inequality in science still exists. Women often face challenges such as unequal pay, limited leadership opportunities, gender bias, and balancing professional and personal responsibilities. In many societies, cultural expectations continue to discourage girls from pursuing scientific careers. Addressing these issues requires supportive policies, equal educational opportunities, mentorship programs, and a change in societal attitudes. Society benefits greatly when women participate fully in science. Diverse perspectives lead to more creative solutions and inclusive innovations. Encouraging girls to study science and recognizing the achievements of women scientists help build a more equitable and progressive society.

In conclusion, women in science are essential to both scientific advancement and social development. By promoting gender equality and empowering women in scientific fields, society moves closer to a future driven by knowledge, innovation, and fairness.

~ **Bhaswati Barman , 2nd SEM**

Technology & Data Science

In 2025, the intersection of AI, big data, and e-commerce has matured, with a strong focus on actionable, automated, and personalized solutions. Key trends include the rise of LLMs for predictive analysis, hybrid recommendation systems, and AI-driven cybersecurity for real-time threat mitigation.

Technology and data science are deeply intertwined, with tech providing the tools (AI, Cloud, IoT) that enable data science to extract insights from massive datasets, driving data-driven decisions, automation, and innovation across all industries, from finance to healthcare, by analyzing patterns and predicting outcomes using statistics, machine learning, and programming. Data science uses tech to transform raw data into actionable strategies, powering everything from self-driving cars to personalized medicine, making it central to digital transformation.

1. AI & ML: Evaluating Accuracy & Building Recommendations

As AI models become more complex, evaluating their statistical accuracy is crucial for reliability.

Evaluating AI Tools (2025): Top tools like Maxim AI, LangSmith, Braintrust, and Arize AI focus on LLM observability, offering “LLM-as-a-judge” approaches to evaluate responses for accuracy, relevance, and hallucination.

Key Metrics: For statistical evaluation, tools focus on Precision, Recall, F1-score (for classification), and Root Mean Square Error (RMSE) for predictive accuracy.

Recommendation System Construction: The industry standard has shifted to hybrid approaches (combining collaborative filtering with content-based filtering) to solve the “cold start” problem (new users/items).

Technology Stack: Python remains dominant, using frameworks like PyTorch (for flexibility) or TensorFlow (for scalability) alongside vector databases for real-time item retrieval.

2. Cybersecurity: Big Data for Threat Detection

Big data in 2025 is essential for identifying anomalies within massive, diverse, and fast-moving datasets that traditional signature-based systems miss.

Threat Detection Techniques: Big data analytics, combined with ML, enables behavioral analytics (User and Entity Behavior Analytics – UEBA), which establishes a baseline of “normal” network activity to identify deviations that indicate threats.

Real-time Analysis: Systems like VaporVM Endpoint Secure use big data to analyze ransomware indicators from millions of devices, achieving up to 99.83% accuracy in threat detection.

Key Components:

Data Ingestion: Using Kafka or Spark for real-time data streaming.

Prediction: Using machine learning to identify patterns and predict future attacks, shifting from reactive to proactive security.

3. E-commerce: Analyzing User Retention Factors With customer acquisition costs surging, 2025 strategies heavily emphasize retention, which is 5x cheaper than acquiring new customers and can boost profits by 25–95%.

Key Retention Factors:

Personalization at Scale: Moving beyond simple segmentation to AI-driven personalization, which is expected by 71% of customers.

Post-Purchase Experience: The “critical window” where proactive support, clear return policies, and personalized follow-up emails ensure repeat purchases.

Loyalty Programs & Gamification: Using RFM (Recency, Frequency, Monetary) analysis to identify high-value customers for tailored rewards.

Omnichannel Engagement: Providing consistent experiences across SMS, WhatsApp, email, and apps, especially in regions with high mobile commerce dominance.

Key Analytics: Tracking Churn Rate, Customer Lifetime Value (CLV), and Net Promoter Score (NPS) to measure the effectiveness of retention efforts

~ Kajal Kumari , 6th SEM

STOP COMPARING YOURSELF TO OTHERS

Comparison is the ultimate energy drain. When you constantly compare yourself to others, you're bound to find aspects of their lives that seem better than yours, leaving you feeling diminished and unworthy. But here's the truth: Everyone has problems. No life is as perfect as it seems, no matter how flawless it appears on social media or in your mind. Behind every glamorous influencer and every seemingly perfect girl you know, there's a struggle they're facing insecurities, challenges, or pain. The lives of others should never be the reason you feel bad about your own.

The second step to freeing yourself from comparison is understanding why you do it. Remember, you are already perfect just the way you are. Embrace every part of yourself, flaws and all. When you truly accept who you are, the need to compare fades away. You'll start to realize that everyone has their own unique timeline, their own path, and their own cycles. What's meant for you will come at the right time, and your journey is just as special and beautiful as anyone else's. Focus on your own growth, and let go of the comparison trap-you're exactly where you need to be.

~ Jutika Talukdar , 2nd SEM

ALUMNI SECTION

হৃদয়ৰ ভাষা

হৃদয়ে হৃদয়ক সুধিলে এই কথা,
হৈ ব'বানে মোৰ জীৱনৰ শীতল ছায়া?
কিছু কথা হৃদয়ত লুকুৱাই ৰাখিছোঁ,
কিছু কথা তোমাক প্ৰকাশ কৰিব বিচাৰিছোঁ।
দেখিছোঁ তোমাক সপোনে-দিঠকে,
বিচাৰোঁ তোমাক মোৰ মনে-প্ৰাণে।
ভাবিব পৰা নাই হৈছে মোৰ কি,
এয়াই নেকি প্ৰেম?
চাগে ভাল পাব বিচাৰোঁ তোমাক জীৱনে-মৰণে।

~ দেবাসীষ ৰাজবংশী,
(বৰ্ষ, ২০২১-২৪)

Life

Life wakes before us,
ties our shoes with quiet hands,
and whispers, "Try."

It trips sometimes,
spills coffee on our plans,
laughs nervously,
then asks us to forgive it.

Life grows tired too,
rests on our shoulders at night,
counting scars like stars,
hoping we noticed the light.

In the end,
it doesn't ask for perfection,
only that we walked with it,
even when it didn't know the way

~ **Rajib Biswas**
(Batch 2022-25)

JOKES SECTION

Me: I understand Statistics
Statistics: Let's test that assumption

Life lesson from Statistics:

সকলো সমস্যা solve নহয়,
কিছুমান কেৱল
approximate কৰিব পাৰি।

Professor: Explain your result
Me: According to the data.. It depends

Professor: You didn't practice enough.
Student: Sample size was too small.

Professor: This topic is important for exam.
Students: Panic level becomes statistically significant.

Exam hallত ছাত্ৰৰ মন্ত্ৰ:
"Let X be anything... বাকী সকলো God's assumption I"


Reality check: বাস্তৱ জীৱনত mean নাথাকে, মাথোঁ extreme values থাকে।

Statistics বুজিলে বুজা যায়—জীৱনটোও এটা random variable।

DRAWING SECTION



Debashis Rajbongshi
Batch 21-24



Saurav Choudhury
FYUGP 4th SEM





~ Ritobroto Rakshit
FYUGP 6th SEM



~ Ritobroto Rakshit
FYUGP 6th SEM




~ Ritobroto Rakshit
FYUGP 6th SEM



Wall Painting
~ Dimpu Das
FYUGP 6th SEM



~ Shayantani Roy
FYUGP 4th SEM




~ Shayantani Roy
FYUGP 4th SEM



~ Shayantani Roy
FYUGP 4th SEM



~ Suman Das
FYUGP 6th SEM



~ Suman Das
FYUGP 6th SEM

WE ARE PROUD OF OUR ALUMNI



**Dr. Girish Ch. Sarma
(1978)**
Retd. HoD
Dept. of Statistics, AVC



**Dr. Amal Kr Agarwala
(1987)**
Associate Professor'
Dept. of Statistics, AVC



**Yajjuben Baruah
(2002)**
SR. Programme manager,
DXC Tech, Bengaluru



**Niranjana Agarwala
(1992)**
Crest corporation
entrepreneur, Guwahati



**Chinmoy Talukdar
(2019)**
Assam audit service(Rank-I),
APSC



**Dr. Pallabi Medhi
(2005)**
Asstt. Professor,
Dept of statistics, GU



**Sonit Borah
(1987)**
DTO, Nalbari



**Ashok Kr Barman
(1987)**
SR. Manager, GE,
Gurgaon

WE ARE PROUD OF OUR ALUMNI



Iftikar Rahman
(1999)
Risk manager,
Bank of India, Dubai



Dr. Ramananda Rajbongshi
(1981)
Retd. HoD,
Dept. Of Statistics, AVC



Dr. Pradip Kr Das
(1987)
HoD
Center of drone technology,
IITG



Parvez A. Choudhury
(2002)
Civil Judge,
Karbi-Anglong



Bitupan Baruah
(2005)
Digitel Transformation Leader,
Essence Media Com,
Mumbai



Subrata Saha
(2002)
Analytics Sales Leader,
Grazitti Interactive, USA



Leena Barman
(2002)
SR. Analytical Consultant,
SAP Labs, Bengaluru



Prof. (Lt) Subrata Chakraborty
(1983)
Former Hod, Dept. of Statistics
Dibrugarh University

WE ARE PROUD OF OUR ALUMNI



Prof. Kishor Kr Das
(1982)
Dept. of Statistics GU



Bidyut Bordoloi
(1987)
Superintendent, Phulbari Tea State,
MCLEOD Russel India Ltd.




Dr. Saurav Sarma
(2012)
Assistant Professor,
Dept of Statistics,
Cotton University



Anish UZ Zaman
(1999)
DY. Registrar,
HNBG University,
Srinagar Garhwal, Uttarakhand



Shrutimala Rajbongshi
(2012)
Under Secretary, NEC,
Ministry of doner, GOI,
Shilong




Geeta Dey
(1979)
Retd. HoD,
Dept of Statistics,
Cotton University



Dr. kamal Barman
(1981)
Retd HoD,
Dept of Statistics,
Cotton University



Utpal Bayan
(1998)
Programme Coordinator/
Web Developer, IIE,
Guwahati



DEPARTMENT GALLERY





DEPARTMENT GALLERY





DEPARTMENT GALLERY





DEPARTMENT GALLERY





DEPARTMENT GALLERY



Gijang, Meghalaya, India
R5h5+8g, Gijang, Meghalaya 793119, India
Lat 25.828278° Long 91.158723°
Saturday, 21/02/2026 04:40 PM GMT +05:30



Guwahati, Assam, India
5p9w+46m, Arya Nagar, Sankarpur, Birubari, Guwahati, Assam 781016, India
Lat 26.167735° Long 91.745177°
Friday, 20/03/2026 11:29 AM GMT +05:30



Guwahati, Assam, India
Gopinath Nagar, Nizarapar, Birubari, Guwahati, Assam 781016, India
Lat 26.167678° Long 91.745249°
Friday, 20/03/2026 11:49 AM GMT +05:30



LIFE QUOTES

Compiled by-
Dr. Amal Kr Agarwala
Associate Professor

*Spiritual realization is to see clearly that what I perceive,
experience, think, or feel is ultimately not who I am,
that I cannot find myself in all those things that
continuously pass away.*

-ECKHART TOLLE

Proud people breed sad sorrows for themselves.

-EMILY BRONTE

*God, grant me the serenity to accept the things I cannot change,
The courage to change the things I can,
And wisdom to know the difference.*

-REINHOLD NIEBUHR, "SERENITY PRAYER"

*Prayer is not an old woman's idle amusement.
Properly understood and applied, it is the
most potent instrument of action.*

-MAHATMA GANDHI

Patience is bitter but its fruit is sweet.

-JEAN-JACQUES ROUSSEAU

Never judge a book by its cover
-UNKNOWN

So the moral of the story is, who are you to judge?
There's only one true judge and that's God.
So chill and let my Father do His job.
-SALT-N-PEPA, "NONE OF YOUR BUSINESS"

*"If you can change your mind,
you can change your life."*

*"Speak only when you feel that
your words are better than your Silence."*

*"If you want to see someone's real personality,
then disagree with him on something."*

*"People do not decide their futures, they decide their habits,
and their habits decide their futures."*

"Everyone has two eyes, but no one has the same view."

*"You can't change someone
who doesn't see a problem, with their actions."*

*"People don't respect you, when you are available,
they respect you when you are valuable."*

*"A person who is not in the habit of thinking
and asking questions, is always a slave to others."*

*"The first to apologize is the bravest.
The first to forgive is the strongest.
The first to forget is the happiest."*

*"Always be happy, because it is the best revenge against those,
who want to see you sad."*

*"Drive careful on this road called "life",
cause people will switch lanes on you without a signal."*

*"Trust takes years to build,
seconds to break and forever to repair."*

*"If you're not willing to learn, no one can help you.
If you're determined to learn, no one can stop you."*

*"Every pain gives a lesson,
and every lesson changes a person."*

*"If you think you're right all the time,
you don't learn anything from life."*

*"Do not judge me by my successes,
judge me by how many times I fell down,
and got back up again."*


*"One of the biggest mistakes we made is assuming that,
other people think the way we think."*

*"A mistake that makes you humble,
is better than an achievement that makes you arrogant."*

*"Always trust your instincts.
They are messages from your soul."*

All glory to Śrī Guru and Gaurāṅga

Kṛṣṇa-dvaipāyana Vyāsa's



ŚRĪMAD BHĀGAVATAM

THE-COMPLETE-SCIENCE-OF-SANĀTANA-DHARMA



A VEDIC ENCYCLOPEDIA

A relishable literature that ends all your miseries

READ , RELISH & Be HAPPY

Translation & Commentary by

His Divine Grace A.C. Bhaktivedanta Swami Prabhupāda

Founder-Ācārya of the International Society for Krishna Consciousness

**Read SRIMAD BHAGAVATAM - The Ocean of Indian Knowledge System,
Vedic Sciences & Civilization and Sanatan Dharma.**

Śrīmad-Bhāgavatam and Indian Culture, Traditions, Festivals

✽ Culture & Traditions

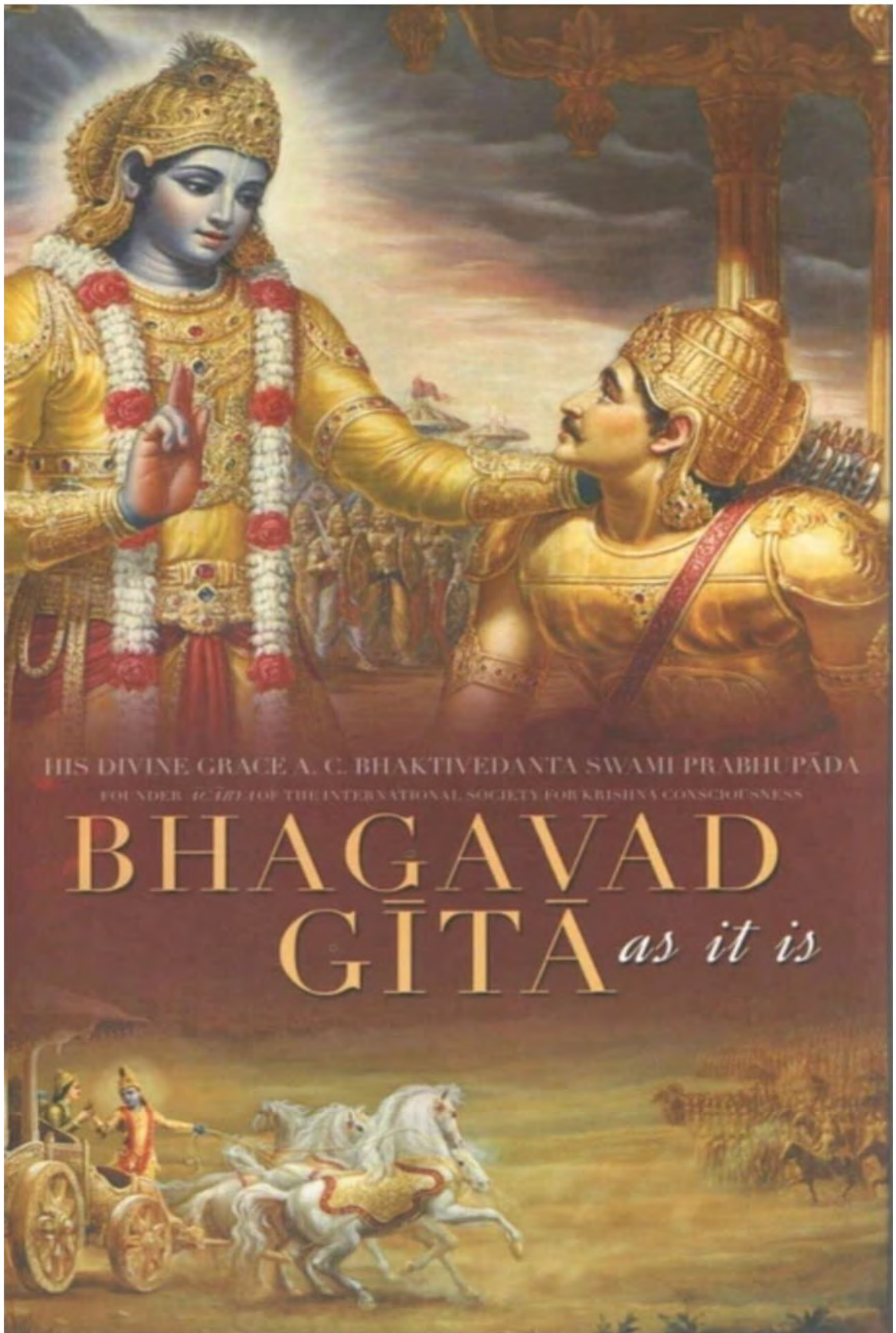
Śrīmad-Bhāgavatam speaks about the cultural affairs in Vedic times and how by cultural purificatory process known as samskāras, society was prosperous and properly directed. And bhakti, which is the culmination of the culture of all knowledge, is resplendent in the pages throughout the Bhāgavatam. We see how Mahārāja Parīkṣit with his education, culture and keeping up the Kuru dynasty's traditions, punished Kali. We also see Mahārāja Yudhisthira's timely renouncement as a King, submissive hearing by Vidura, King Pṛthu receiving the four sages, hospitality of King Rantideva, dutiful instructions of King Kṣabhadeva to his 100 sons, saintly rule of Lord Rāma, King Nrga's charity, accepting a guru by Śrī Kṛṣṇa, yātras, building temples, respecting the elders & particularly brāhmaṇa Sudāmā by Kṛṣṇa, & so on. The proper scientific training by culture and tradition through social and cultural system called Varnāśrama-dharma is also discussed.



Śrīmad-Bhāgavatam and Indian Culture, Traditions, Festivals

✽ Festivals

The significance of the festivals celebrated by the followers of Sanātana-dharma is found in this great scripture. Our ancestors celebrated certain days of the year which had connection with the pastimes of the Supreme Personality of Godhead. The major festivals like Diwali (Binding of Śrī Kṛṣṇa/Killing of Narakāsura-Canto 10), Dussehra or Vijayādaśamī (Rāma's returning to Ayodhyā-Canto 9), Bali Padyami (Bali Mahārāja Story-Canto 8), Naraka Caturdaśī (Canto 10), Ugādi/Gudi Padwa (Yuga begins - Canto 2 & 3), Holi (Killing of Śaṅkhacūda - Canto 10), etc., all have their full meanings and descriptions in Śrīmad-Bhāgavatam. The glories of India known by the name Bhārata, wherein even the demigods aspire to take birth, is found in Canto 5. kṣaṇāyusām bhārata-bhūjayo varam - A short life in the land of Bhārata-varṣa is preferable to a life achieved in Brahmaloḥka for millions of years.



**READ THE MANUAL OF MEANINGFUL HUMAN LIFE &
MAKE YOUR'S SUCCESSFUL .**